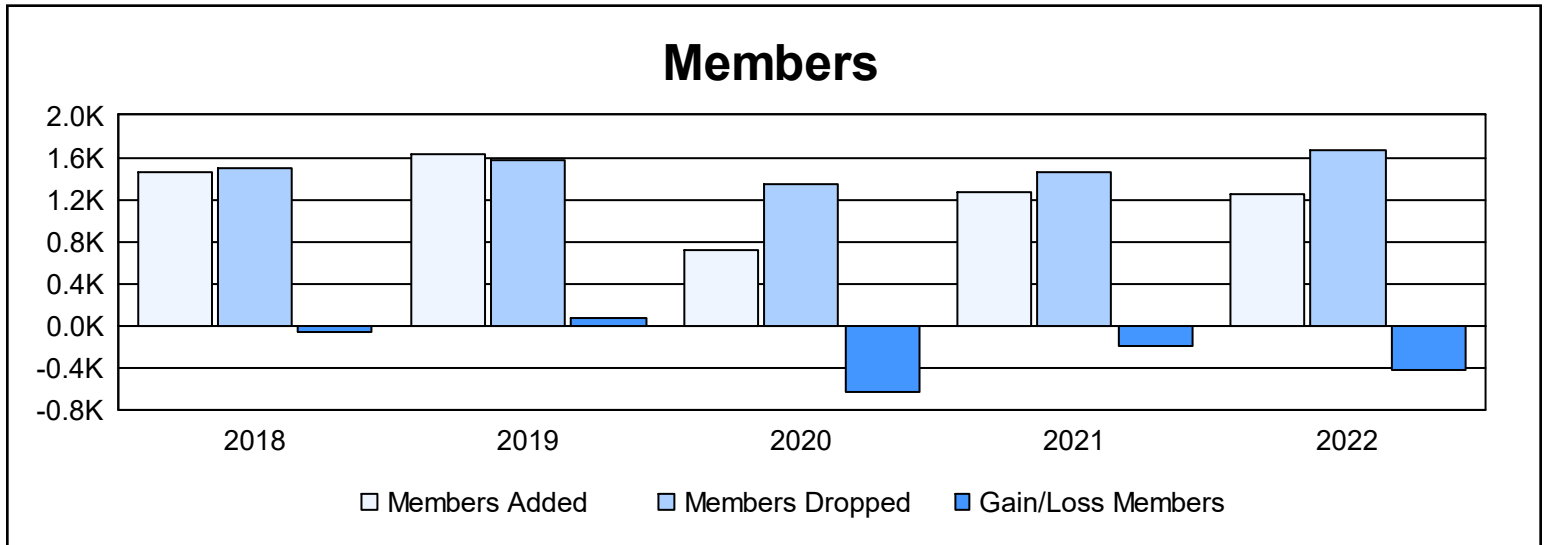
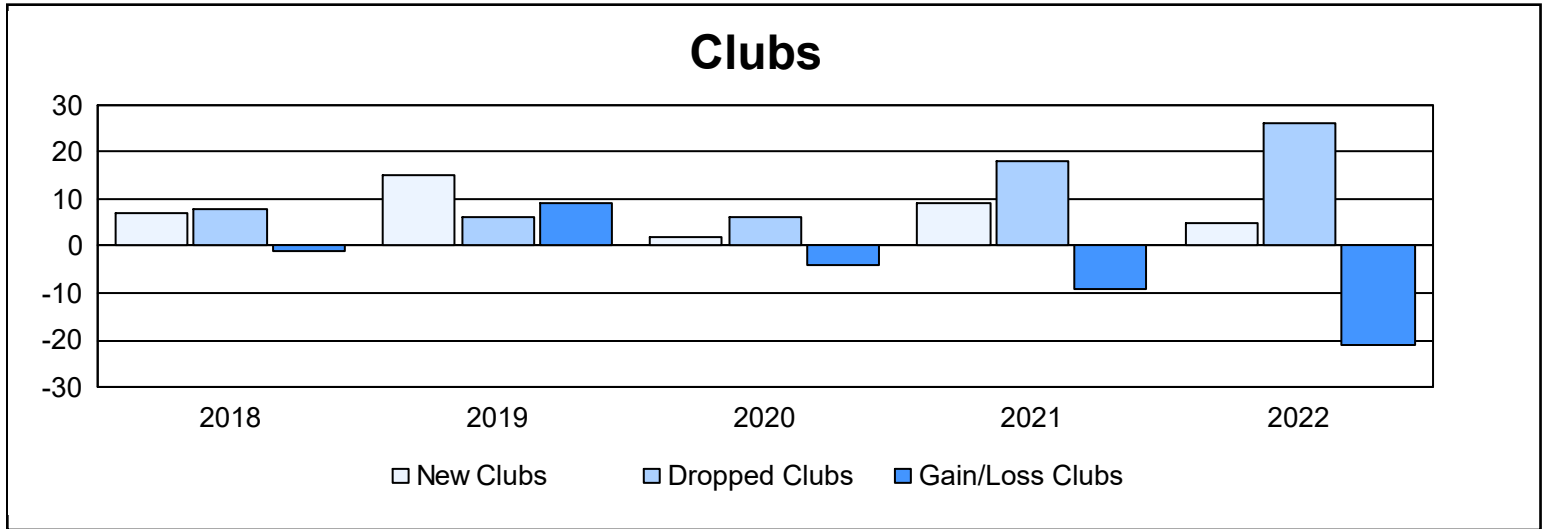
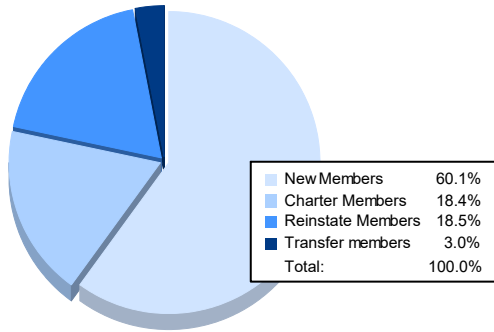


Year	New Clubs	Dropped Clubs	Gain/ Loss Clubs	New Members	Charter Members	Reinstate Members	Transfer Members	Total Member Added	Total Members Dropped	Gain/ Loss Members
2017-2018	7	8	-1	1,071	216	134	30	1,451	1,504	-53
2018-2019	15	6	9	917	502	177	31	1,627	1,565	62
2019-2020	2	6	-4	513	95	63	42	713	1,342	-629
2020-2021	9	18	-9	904	280	57	21	1,262	1,465	-203
2021-2022	5	26	-21	755	231	233	38	1,257	1,671	-414
Average	8	13	-5	832	265	133	32	1,262	1,509	-247



Membership Composition June 2022 Cumulative



Gender Composition June 2022 Cumulative

